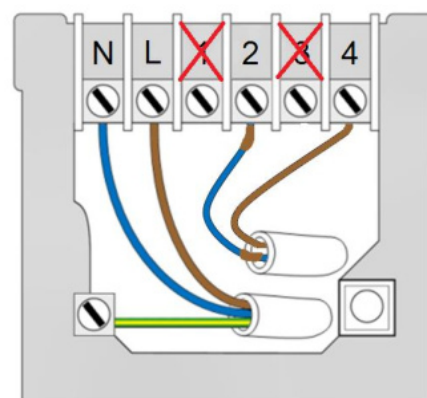
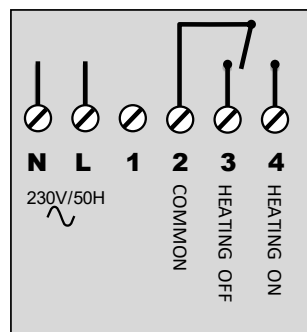


Internal Diagram



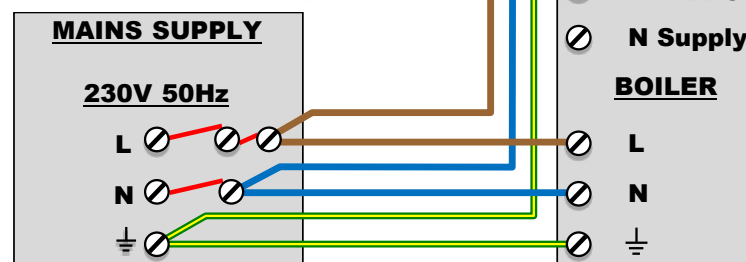
Single Channel Receiver

2) Common
4) Heating ON

Genius Hub Terminal	Boiler Terminal
N	N
L	L
1	Not Connected
2	L Supply
3	Not Connected
4	L Return

TIP: Take a photo of the existing wiring before you start to help you remember

Remove Link



PLEASE NOTE: The boiler controller is mains powered and requires either a separate 3A fused spur or connection directly into the boiler if the boiler is powered from a 3A fused spur.